

Silent-Silo

Acoustic Office Pod

filzfelt •



Silent-Silo is an office pod that thinks outside of the box.

This unexpected circular booth comes in forty-eight inch diameter size with sound softening properties inside and out plus has oodles of finish options.

The clever circular design of Silent-Silo takes up a smaller footprint while maximizing functionality. And unlike most office booths, Silent-Silo does double duty on sound absorption with a quiet interior perfect for heads-down work or a private phone call and an exterior that softens sound all around. Choose from over one hundred finish options of 100% Wool Design Felt and Dukta Flexible Wood to create a Silent-Silo that's all your own.

Silent-Silo was designed Carl Gustav Magnusson, an iconic product designer and creative director.



Color and material options galore with Silent-Silo.

Choose from 100% Wool Design Felt or Flexible Wood exterior with over one hundred options, an interior and ceiling disk in ninety-six felt colors, and add a pop of color with the optional leather pull insert to make each Silent-Silo oh-so-unique and highly customizable. Stay natural and neutral or choose colors that make an impact in an office pod that is equally as well suited to a gaming startup as it is on a floor with the c-suites. Plus, add customized booth numbers and distraction banding for just the right fit.

(For more information on Silent-Silo with Spinneybeck Flexible Wood, please visit spinneybeck.com/silent-silo.)



Get some serious quiet time in and out of Silent-Silo.

Unlike most office pods with hard, glossy exterior (and sometimes interior) surfaces, Silent-Silo provide a quiet space for head's down work or private conversations so what goes on in the silo, stays in the silo. But this innovative pod also softens sound in its surroundings. With the option of 100% Wool Design Felt paired with Akustika 10 substrate, this office pod provides an NRC of 0.50 to provide an unexpected powerhouse acoustic absorber.



1 | Go All-Natural

Choose from ninety-six colors of 100% Wool Design Felt for the interior + exterior plus acoustic felt strip.

2 | Soften Sound All Around

The sound-absorbing exterior provides an NRC rating of 0.50 with 100% Wool Design Felt or 0.10 with Dukta Flexible Wood.

3 | Shed Some Light on the Subject

An occupancy sensor activates the efficient overhead LED lamp and fan that cycles the pod with fresh air every two minutes.

4 | Get Powered Up

Power up all your devices easily with a power outlet and USB charger.

5 | Head's Down

The efficient worksurface allows plenty of space for your laptop or other devices and features a cup holder and bag hook on the underside to keep everything within reach.

6 | Get Some Quiet Time


The interior of the pod is wrapped in sound-softening wool felt and the felt jamb strip and wall construction block those private conversations from being overheard.

7 | Take it to the Next Level

Leveling feet allow space for air intake and allow the pod to be easily leveled.

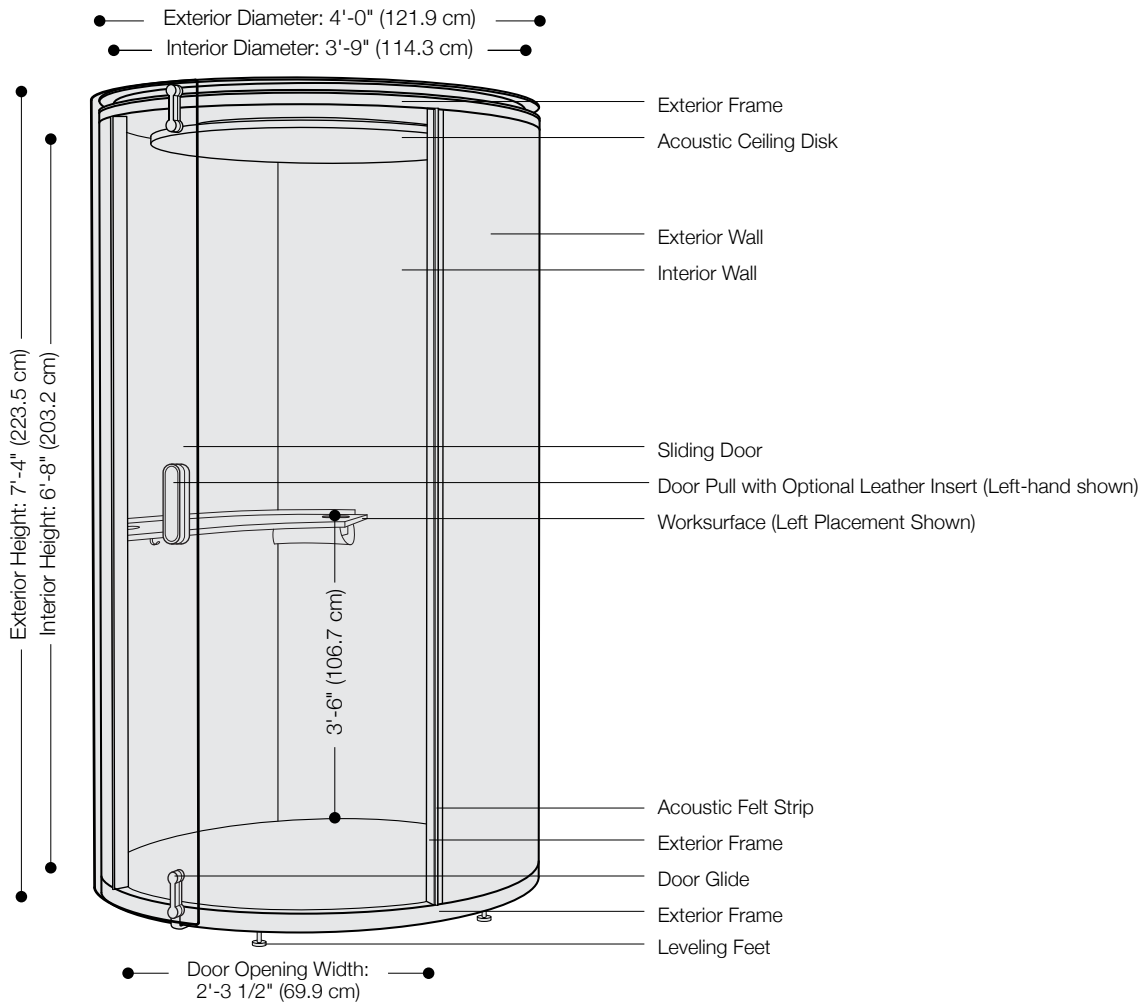
8 | Power it Up

The standard 120V plug with eight foot long cord allows you to plug and play and hides discreetly if plugged into a floor core. And hard-wired power is available, if needed.

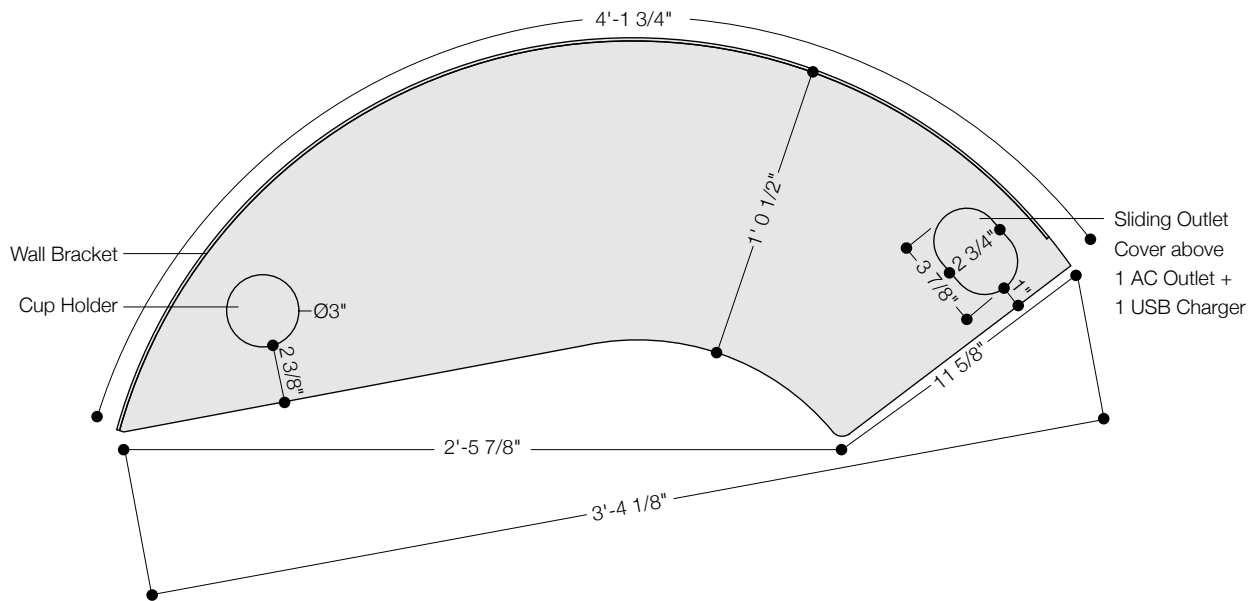


"I believe design is function with cultural content. It is the designer's job to synthesize the two into needed and desirable products. It is in this spirit I believe design can do more to serve the world community."

– Carl Gustav Magnusson, designer of Silent-Silo



Elevation



Worksurface Plan

Product	Silent-Silo
Designer	Carl Gustav Magnusson
Exterior Dimensions	7'-4" height x 4'-0" Ø (223.5 height x 121.9 Ø cm)
Interior Dimensions	6'-8" height x 3'-9" Ø (203.2 height x 114.3 Ø cm)
Door Direction Options	Left-hand (door slides left to open) Right-hand (door slides right to open)
Sliding Door	3/8 in (9.5 mm) Clear Acrylic
Worksurface Placement Options	Left Side Right Side
Power Options	8'-0" (243.8 cm) Cord + 120V Plug or Hardwired
Airflow	Light and fan turn on automatically with an occupancy sensor—the fan circulates air at 51 cubic feet per minute (24.1 liters per second) which refreshes all the air in the booth every two minutes
Interior Light	Light output is 2,760 lumens with color temperature of Natural 4,000K—LED lifespan is 50,000 hours
Custom	Standard pricing applies to standard finishes—custom finishes are available and must be quoted
Flexible Wood Exterior	Silent-Silo is also available in a flexible wood exterior—for more information, please visit spinneybeck.com/silent-silo
Assembly Options	Silent-Silo includes leveling feet and may be shipped fully assembled or ready-to-assemble (RTA) on site
Order Specification	To order, specify the following: Exterior Wall color, Interior Ceiling color, Interior Wall color, Acoustic Felt Strip color, Door Pull Insert finish/color, Door direction, Worksurface placement, Power, Assembled or Ready-to-Assemble (RTA)
Stool	Stool not included—Fully Luna Standing Desk Stool or Muuto Fiber Counter Stool are recommended and purchased separately
Lead Time	Made to order and certain lead times will apply
Maintenance	Wool Felt: Vacuum occasionally to remove general airborne debris. Should soiling occur, spot clean with mild soap and lukewarm water. Avoid aggressive rubbing as this can continue the felting process and change the surface appearance of the felt. Acrylic: Using a microfiber cloth, wipe with a mild soap (such as Dawn) and water solution (1 teaspoon detergent to 1 quart lukewarm water). Scratches may be polished with Novus No. 1 Plastic Clean and Shine. Reapply regularly to maintain the anti-static, smudge, and scratch-resistant properties. Acqua Leather: Wipe with a cool, damp cloth. For tougher soiling, use a pH balanced soap (such as Dawn) on cloth and rinse. Though Acqua may be cleaned with harsh cleaning products such as bleach, do not use on the leather pull insert as it may damage the anodized aluminum pull.
Variation	This product is made with natural materials and minor changes in color are evidence of the 100% natural origin of the material
Acoustics	ASTM C 423: NRC – 0.50, SAA – 0.48 ASTM E 90: STC – 38
Colorfastness to Light	Class 4–5 (40 hours)
Colorfastness to Crocking	Class 3–4 (wet), Class 4–5 (dry)

Felt Exterior + Interior Colors

100% Wool Design Felt

							
487 Pfirsich	023 Koralle	945 Drachenfrucht	221 Himbeere	136 Weinrot	209 Bordeaux	102 Kirsche	201 Rot
							
125 Tomate	179 Hellrot	180 Terracotta	173 Mango	105 Rost	573 Kupfer	116 Orange	495 Abricot
							
124 Gelb	131 Honig	509 Kamel	550 Ocker	274 Senf	108 Zitrone	403 Mais	535 Sesam
							
203 Vanille	027 Kartause	384 Lind	713 Kiwi	377 Maigrün	732 Farn	378 Oliv	260 Sprießen
							
343 D'Grün	435 Smaragd	625 Pinie	248 Jade	472 Minze	575 Salbei	483 Adria	548 Türkis
							
312 Lagune	345 Pazifik	308 Petrol	698 Dunst	405 Stahl	215 Meer	540 Ozean	533 Indigo
							
282 D'Blau	111 Traube	626 Azur	647 Kobalt	686 Enzian	272 Royal	286 H'Blau	995 Wasser
							
458 Bewölkt	284 Himmel	613 Gletscher	551 Eis	113 Immergrün	099 Lila	667 Amethyst	269 Violett
							
242 Pink	640 Granat	634 Erröten	671 Pfingstrose	255 Flieder	437 Aubergine	250 Trüffelbraun	220 Rehbraun
							
411 Alpaka	190 Natur-meliert	200 Natur	331 Sahara	311 Mandel	467 Sand	481 Sandstein	100 Wollweiß
							
110 Rohweiß	160 Beige	529 Champagner	150 Weiß	428 Silber	427 Stein	021 Beton	170 Asche
							
423 Hellgrau	408 Taupe	175 Graphit	425 Taubengrau	446 Kohle	300 Anthrazit	426 Schwarz	

Door Pull Insert Colors

Anodized Aluminum or Spinneybeck Acqua Leather



Anodized Aluminum


AU 0663	AU 0615	AU 0664	AU 0665	AU 0626	AU 0662	AU 0661	AU 0624
AU 0625	AU 0619	AU 0649	AU 0650	AU 0618	AU 0632	AU 0651	AU 0652
AU 0627	AU 0634	AU 0656	AU 0655	AU 0658	AU 0657	AU 0635	AU 0636
AU 0645	AU 0644	AU 0613	AU 0612	AU 0611	AU 0614	AU 0659	AU 0660
AU 0638	AU 0631	AU 0630	AU 0616	AU 0629	AU 0623	AU 0622	AU 0621
AU 0641	AU 0647	AU 0646	AU 0620	AU 0648	AU 0633	AU 0608	AU 0607
AU 0628	AU 0606	AU 0667	AU 0602	AU 0601	AU 0610	AU 0609	AU 0603
AU 0604	AU 0605	AU 0637	AU 0639	AU 0640	AU 0643	AU 0642	AU 0617

Exterior Frame Color




Finished Maple

Door Glides, Door Pull, Interior Accents Color



Anodized Aluminum

Worksurface Color



Metallic Silver Paint

Carpet Color



Medium Grey