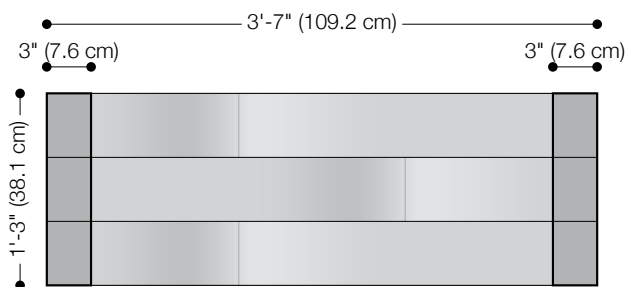


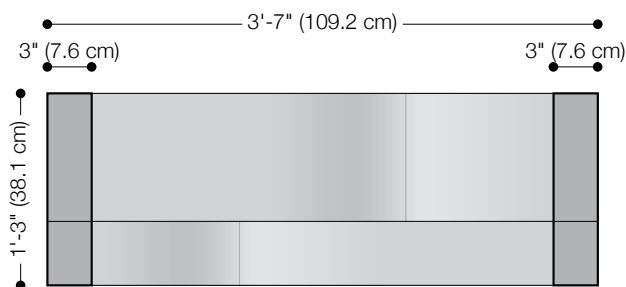
Arc Cut-Out Placement

Cut-outs must be made on flat panels or flat portions of curved panels as indicated by dark grey shading below



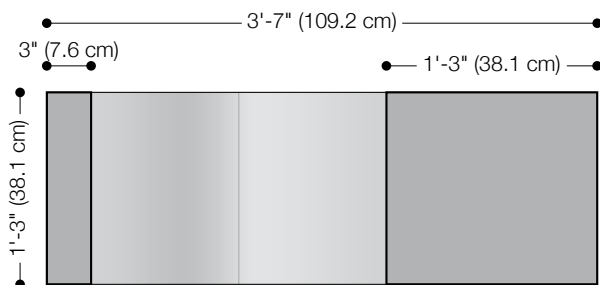
Arc A

Cut-outs may only be made on flat portions of Arc A as indicated by dark grey shading



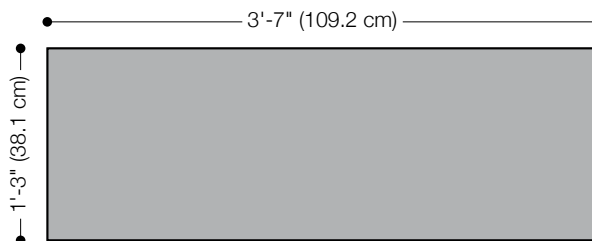
Arc B

Cut-outs may only be made on flat portions of Arc B as indicated by dark grey shading



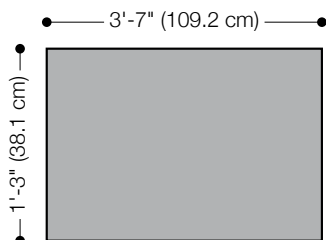
Arc C

Cut-outs may be made on flat portions of Arc C as indicated by dark grey shading



Arc D

Cut-outs may be made anywhere on Arc D



Arc E

Cut-outs may be made anywhere on Arc E