

Dot Hanging Panel

Space Divider



filzfelt •



Privacy on the Dot.

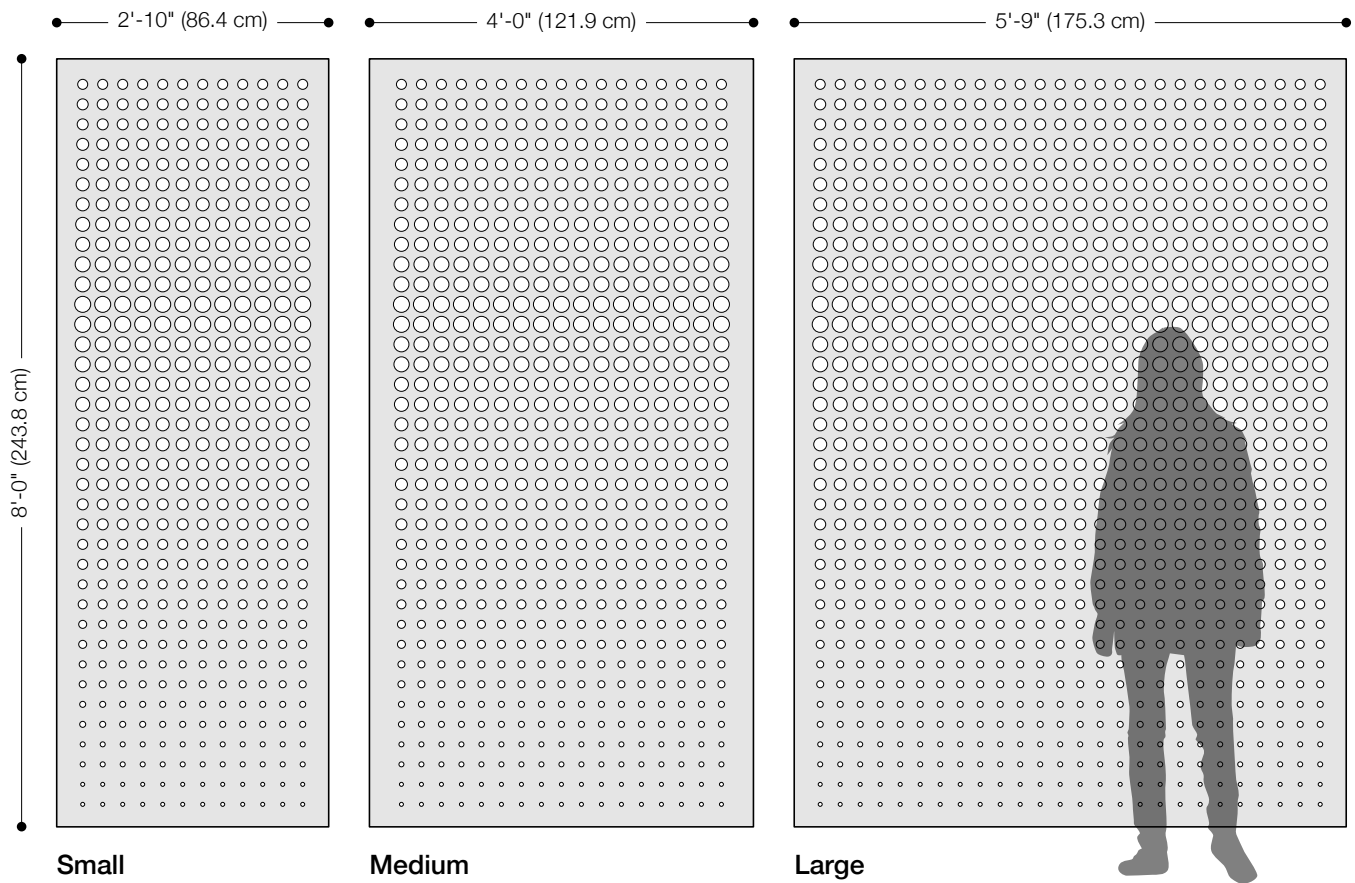
With the basic circle of Dot Hanging Panel, the scale shifting creates a fun and whimsical pattern with gradation that creates an authentically halftone view. The softness, thickness, and density of 100% Wool Design Felt allow these no-nonsense panels to be cut with intricate patterning and hang freely without fraying or additional support. This modern screening system provides varied degrees of privacy and enables flexible space division with visual and acoustic separation to boot.

Dot Hanging Panel was designed by Kelly Harris Smith, a textile and product designer specializing in natural, sustainable, and recycled materials.



"I find inspiration almost everywhere I go. Whether it's the color of the sky at a particular moment, the texture of a manhole cover or the patterning on a facade, I'm constantly recording. Depending on the type of project, I photograph, sketch, collage and even stitch my ideas before moving to conceptual drawings."

– Kelly Harris Smith, designer of Dot Hanging Panel



Product	Dot Hanging Panel
Designer	Kelly Harris Smith
Content	100% Wool Design Felt
Panel Sizes	Small: 2'-10" x 8'-0" (86.4 x 243.8 cm) Medium: 4'-0" x 8'-0" (121.9 x 243.8 cm) Large: 5'-9" x 8'-0" (175.3 x 243.8 cm)
Thickness	3/16 in (5 mm)
Hanging Options	Velcro or Grommets
Track System	FilzFelt's Hanging Panel Track System is available in up to five channels, ceiling or wall mount, stationary or sliding, and Hanging Panels attach with Velcro or grommets for easy hanging and removal for cleaning. Visit filzfelt.com/hanging-panel-track-system for more information.
Weighted Rod Pocket	A weighted rod stitched into a felt pocket is available to allow Hanging Panels to hang straight at the bottom and an upcharge will apply. However, as wool felt is a natural material some movement and irregularity may occur.
Custom	Custom sizes and patterns are available and must be quoted
Durability	Contract or residential
Lead Time	Made to order and certain lead times will apply
Maintenance	Vacuum occasionally to remove general air-borne debris. Should soiling occur, spot clean with mild soap and lukewarm water. Avoid aggressive rubbing as this can continue the felting process and change the surface appearance of the felt. Refer to Product Maintenance + Cleaning for detailed care instructions.
Variation	Wool felt is a natural material and color variation and inclusions of natural fiber on the surface are evidence of the 100% natural origin of the material. Product color is only indicative, as it is not possible to assure consistency of color in a natural product due to the natural color of raw wool and absorption of dyes. Color matching cannot be guaranteed on shipments and variation will be more pronounced beyond the normal commercial range. In addition, variations in temperature and humidity can expand or contract the fibers affecting the size and shape of the felt. Please note that the material dimensions may change up to ±5% due to climate variation.
Environmental	100% biodegradable/compostable, contains no formaldehyde, 100% VOC free, no chemical irritants, and free of harmful substances Contributes to LEED® Download Declare Label Living Building Challenge Criteria Compliant Oeko-Tex Standard 100 Certified Product Class II Meets VOC test limits for the CDPH v1.2 method
Colorfastness to Light	Class 4-5 (40 hours)
Colorfastness to Crocking	Class 3-4 (wet), Class 4-5 (dry)
Durability + Strength	ASTM 4966 (Martindale Abrasion Tester Method): 5,000 Grade 4, 10,000 Grade 3.5, 20,000 Grade 3.5, 40,000 Grade 3 ASTM D 5034 (Grab Test): 243 lb (avg of warp), 214 lb (avg of weft)
Flammability	Test reports available upon request

Standard Colors

							
487 Pfirsich	023 Koralle	945 Drachenfrucht	221 Himbeere	136 Weinrot	209 Bordeaux	102 Kirsche	201 Rot
							
125 Tomate	179 Hellrot	180 Terracotta	173 Mango	105 Rost	573 Kupfer	116 Orange	495 Abricot
							
124 Gelb	131 Honig	509 Kamel	550 Ocker	274 Senf	108 Zitronen	403 Mais	535 Sesam
							
203 Vanille	027 Kartaue	384 Lind	713 Kiwi	377 Maigrün	732 Farn	378 Oliv	260 Sprießen
							
343 D'Grün	435 Smaragd	625 Pinie	248 Jade	472 Minze	575 Salbei	483 Adria	548 Türkis
							
312 Lagune	345 Pazifik	308 Petrol	698 Dunst	405 Stahl	215 Meer	540 Ozean	533 Indigo
							
282 D'Blau	111 Traube	626 Azur	647 Kobalt	686 Enzian	272 Royal	286 H'Blau	995 Wasser
							
458 Bewölkt	284 Himmel	613 Gletscher	551 Eis	113 Immergrün	099 Lila	667 Amethyst	269 Violett
							
242 Pink	640 Granat	634 Erröten	671 Pfingstrose	255 Flieder	437 Aubergine	250 Trüffelbraun	220 Rehbraun
							
411 Alpaka	190 Natur-meliert	200 Natur	331 Sahara	311 Mandel	467 Sand	481 Sandstein	100 Wollweiß
							
110 Rohweiß	160 Beige	529 Champagner	150 Weiß	428 Silber	427 Stein	021 Beton	170 Asche
							
423 Hellgrau	408 Taupe	175 Graphit	425 Taubengrau	446 Kohle	300 Anthrazit	426 Schwarz	